



Digital Tools in CLIL Geography

Realschule Bayern
13.07.23 Stefanie Hartl



Digital Tools in CLIL Geography

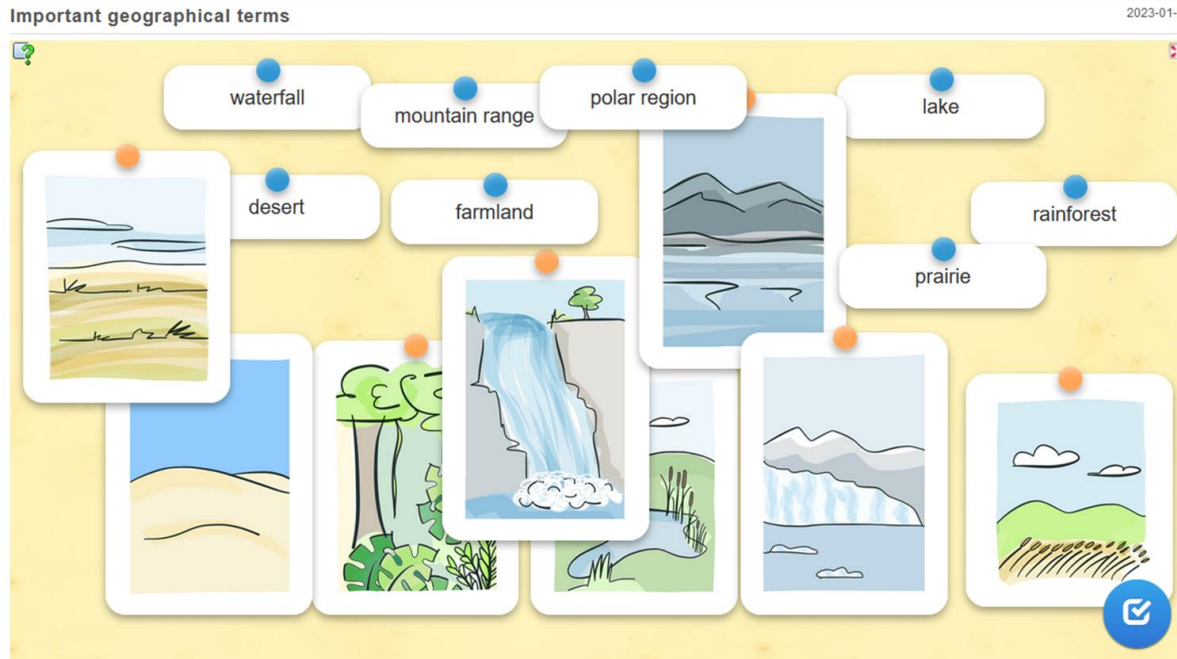
1. Digital Tools

- 1.1 Learningapps
- 1.2 Erstellen eines Podcast
- 1.3 ChatterPix
- 1.4 Taskcards
- 1.5 Simpleshow
- 1.6 Chat GPT

2. Fragen, Wünsche, Anregungen

Digital Tools in CLIL Geography

1.1 Learningapps



© ISB

Vorteile:

- Interaktives Tool
- Große Bandbreite an Aufgabentypen
- Bearbeitung von bereits erstellten Aufgaben möglich

Digital Tools in CLIL Geography

1.2 Erstellen eines Podcast

Was ist ein Podcast?

„Der Begriff "Podcast" ist ein sogenanntes Kofferwort, zusammengesetzt aus dem Wort "iPod" (einem Abspielgerät für Audiodateien der Firma Apple) und dem englischen "Broadcast" (Sendung). Ein Podcast ist also eine Audio-Datei, die man zeitunabhängig anhören kann, indem man sie als Datei aus dem Internet lädt oder direkt streamt.“

Warum einen Podcast erstellen?

- ◆ Schülerinnen und Schüler trainieren verschiedene Kompetenzen (Internetrecherche, logischer Aufbau, aktives Zuhören, klare Sprache,...)
- ◆ erweitern ihr fachliches Wissen
- ◆ erhalten Selbstvertrauen
- ◆ haben Spaß dabei

Digital Tools in CLIL Geography

Vorgehensweise:

- ◆ Anhören von Podcasts
- ◆ Themenauswahl / Gruppeneinteilung
- ◆ Auswahl der Art des Podcast (Interview, Storytelling, Solo, ...)
- ◆ Scaffolding: useful phrases, vocabulary,...
- ◆ Internetrecherche
- ◆ Inhaltlicher Aufbau / Struktur des Podcast
- ◆ Feedback

Digital Tools in CLIL Geography

- ◆ Einsprechen des Podcast (Audacity, Sprachmemo, GarageBand)
 - Art des Sprechens: chatty oder formal
 - Gute Adressen für Hintergrundgeräusche
 - Auditorix-Geräuschedatenbanken und Musikdatenbank für Nutzung in Schule
 - Handysektor Sammlung Geräuschedatenbanken
 - BBC Soundbibliothek
 - Geräusche und Sounds bei Salamisound
 - ca. 8 Schulstunden

Digital Tools in CLIL Geography

Beispiel: Podcast über Brasilien (Jahrgangsstufe 8)

Beispiel: Podcast über Bananenproduktion in Südamerika
(Jahrgangsstufe 8)

Digital Tools in CLIL Geography

1.3 ChatterPix

Wozu nutzt man ChatterPix:

- Versprachlichung von Bildern

Was ist das Besondere an ChatterPix:

- Intuitive Handhabung
- Foto machen
- Mund einzeichnen
- Eine Nachricht einsprechen
- Bild verschönern



Bild urheberrechtlich geschützt

Digital Tools in CLIL Geography

1.4 Taskcards

Wozu nutzt man Taskcards.de:

- Erstellen von Pinnwänden, Zeitstrahl, Karten,...
- Hochladen von Texten, Bildern, verschiedenen Dateiformaten, Links

Was unterscheidet sich Taskcards.de von anderen Plattformen:

- Von deutscher Firma entwickelt und betrieben
- Server stehen in Deutschland
- Größtmöglicher Datenschutz
- Universell einsetzbar für Bildungseinrichtungen, z. B. zur Bereitstellung von weiterführendem Material, zur Organisation von Lernprozessen, für Projektarbeit, für Hausaufgaben, ...

Als QR-Code

Digital Tools in CLIL Geography



Beispiel: Globalisation

The screenshot shows a digital workspace with several task cards:

- Bits and pieces about globalisation** (blue header):
 - Introduction: Getting global.doc (51 KB), Welcome to taskcards.wav
 - Examples of globalisation: A worksheet with a table and tasks.

Student's view	Examples of globalisation		
Here are some examples that show how 'globalised' our world is today. Tasks: 1. Fill in the missing information about the pictures. 2. Add another example from your experience. If you can't find one, invent one!			
	person	company	place
	a Brazilian football player	a Russian oil company	in a German football stadium
	English tourists	an American food company	
- Cartoons** (red header):
 - Send Us An E-Mail: A cartoon with a speech bubble. PDF: 140 KB, Cartoon_globalisation.pdf
 - What is meant by this caricature?: Write your interpretation of this caricature as a comment. Includes an image of a person on a boat.
- Global interdependencies** (yellow header):
 - Watch the video first: Globalization explained (explainity® explainer video). URL: https://www.youtube.com/watch?v=JJ0nFD19eT8. Includes a video thumbnail with the text 'Globalization explainity...easily explained'.
 - Fill in the worksheets: RS Geo 8.6_Global_Interdependencies.docx (323 KB)
- Summary** (purple header):
 - What is positive about globalization / what is negative about it? Write down a comment.
 - "Chatterpix":
 - Use the app "Chatterpix".
 - Find one photo of a person affected by globalisation (could be a child worker in India, a sewer in Bangladesh, a rich businessman from China, the founder of Apple, you, ...)
 - > But don't forget to use creative commons
 - Make a monologue about how you were affected by globalisation and what it means to you

Bilder urheberrechtlich geschützt

Digital Tools in CLIL Geography

1.5 Simpleshow

- Erstellung von einfachen Erklärvideos
- Vielzahl von Möglichkeiten für den bilingualen Unterricht
- Registrierung nicht notwendig, Schülerinnen und Schüler melden sich über Lehreraccount an
- Vorgehensweise:
 - Strukturieren (Vorlage wählen,...)
 - Text schreiben
 - Bebildern
 - Fertigstellen (Sprache, Sprecher, ... auswählen)

Digital Tools in CLIL Geography

- Scaffolding
- Schülerinnen und Schüler erhalten Arbeitsblatt mit wichtigen Informationen und Textbausteinen

Creating your own video (my simple show)

First step:

- Give your project a nice name referring to your topic
- Use English
- Watch the tutorial

To structure your topic appropriately it would be best to use "Introducing a country".

This is also important:

- Draw a mind map to structure your ideas. You don't have to take the structure given. You can add slides.
- Talk about interesting facts; fun facts can be included.
- Don't use too difficult words. Use a variety of vocab, lively adjectives, ...
- Write a logical summary.
- The pictures suggested are not always the best ones, so be careful here.
- Choose a nice voice and the accent you like most

Some phrases to help you:

Start like this:

- This video wants to tell you about the most spectacular / exciting / amazing / awesome city in the USA / worldwide / in the state of ...
- Listen carefully, today you will get a lot of information about
- Here is the most important information about

Go on like this:

- Talking about ... means talking about ...
- Some basic information first ...

End your talk like this:

- All in all,
- So now you are able to understand why ... is the greatest / the most exciting / city ...

DON'T FORGET TO SAVE YOUR VIDEO!

HAVE FUN!!

Digital Tools in CLIL Geography

1.6 Chat GPT

- empfehlenswert für Unterrichtsvorbereitung
- geeignet als Einstieg, Zusammenfassung, ...
- Vielzahl von Möglichkeiten für den bilingualen Unterricht
- Registrierung notwendig

ST

Explain in simple terms why the Aral Sea has been shrinking. Use level A2.



The Aral Sea has been shrinking because the rivers that used to flow into it were diverted for farming. This means that the sea has been getting smaller and smaller over time. Additionally, the hot and dry climate in the region causes the water to evaporate quickly, which further reduces the sea's size. The shrinking of the Aral Sea has had a big impact on the surrounding area, including damaging the local fishing industry and causing health problems due to the dust from the dried-up seabed.



Digital Tools in CLIL Geography

ST

Make a puzzle about globalization. Don't use the term globalization in it. Just give hints. The level should be A2.



Here's a puzzle about globalization without using the term itself:



Hint 1: This is the process of countries becoming more connected and interdependent.

Hint 2: It involves the exchange of goods, services, and ideas between countries.

Hint 3: It has led to the growth of multinational corporations and the spread of cultural influences.

What is the term that describes this process of increasing interconnectedness between countries?

Digital Tools in CLIL Geography

ST Make a dialogue between a girl from a more economically developed country and a boy from a less economically developed country. They talk about school, life expectancy, illiteracy, number of siblings and health care. The level should be A2.



Girl: Hi, I'm Sarah from Canada. What's your name?



Boy: Hi, I'm Ahmed from Sudan.

Girl: Nice to meet you, Ahmed. Do you go to school?

Boy: Yes, I go to school, but not regularly because my family can't afford it.

Girl: That's too bad. In Canada, going to school is mandatory for all children.

Boy: Really? That's great! What's the average life expectancy in Canada?

Girl: It's around 82 years old. What about in Sudan?

Boy: Unfortunately, the average life expectancy in Sudan is only around 65 years old.

Girl: That's a big difference. What about literacy rates in Sudan?

Boy: The literacy rate is very low in Sudan, especially for women.

Girl: In Canada, literacy rates are very high, and education is highly valued.

Boy: I wish it was like that in Sudan. How many siblings do you have, Sarah?

Girl: I have one sister. What about you?

Boy: I have six siblings. We all live together with our parents.

Girl: Wow, that's a big family. Do you have access to good healthcare in Sudan?

Boy: No, unfortunately, healthcare is not easily accessible, especially in rural areas.


Girl: That's too bad. In Canada, we have access to free healthcare for all citizens.

Boy: You're lucky to have that. It's important to take care of our health.


Girl: Yes, it is. I hope one day everyone can have access to good healthcare and education, no matter where they come from.

Digital Tools in CLIL Geography

ST "Ich bin Lehrerin in einem kleinen Dorf und unterrichte an der Schule hier. Leider besuchen nur wenige Kinder den Unterricht, da sie arbeiten müssen. Eine solide Schulbildung würde es den Kindern erleichtern, später besser bezahlte Berufe anzutreten. Doch dieser Aufstieg bleibt ihnen verwehrt, weil sie ohne Lesen, Schreiben und Rechnen erlernt zu haben, immer nur einfache und schlecht bezahlte Arbeitsplätze bekommen werden." Übersetze den Text ins Englische. Level A2

 "I am a teacher in a small village, teaching at the school here. Unfortunately, only a few children attend the classes because they have to work. A solid education would make it easier for the children to pursue better-paid jobs in the future. However, this advancement is denied to them because without learning how to read, write, and do math, they will always end up with simple and poorly paid jobs."

ST "Die Kinderarbeit muss weltweit verboten und darf in keinem Staat geduldet werden. Das fordere ich als Mitarbeiter in einer Hilfsorganisation. Für die Familien mag das zusätzliche Einkommen wichtig sein. Doch es ist zu kurz gedacht. So verhindert die fehlende Schulbildung einen sozialen Aufstieg und die Menschen bleiben im Teufelskreis der Armut gefangen. Deswegen fordern wir eine faire Bezahlung aller Arbeitnehmer. Wären wir bereit für Produkte aus diesen Staaten ein bisschen mehr Geld zu bezahlen, könnten wir alle zu einem wachsenden Wohlstand unseren Beitrag leisten." Übersetze den Text ins Englische. Level A2

 "Child labor must be globally banned and not tolerated in any country. This is what I, as an employee in a relief organization, demand. While the additional income may be important for families, it is short-sighted. The lack of education prevents social advancement, and people remain trapped in the cycle of poverty. Therefore, we demand fair wages for all workers. If we were willing to pay a little more for products from these countries, we could all contribute to growing prosperity."

Gute Zusammenfassung:
Der ChatGPT Guide für
Lehrkräfte 2.0
manueflick.notion.site



2. Fragen, Wünsche, Anregungen?



Vielen Dank für Ihre Aufmerksamkeit!



StRin Stefanie Hartl
Arbeitskreis Bilingual am ISB
Stefanie.Hartl2@schule.bayern.de

